

# KENT NECTAR

MAKES HYDROGEN RICH WATER



## Instruction Manual

### MAKE PURE WATER HYDROGEN RICH + ALKALINE WATER\*



#### Hydrogen Rich\* Water Helps

- Natural Antioxidant
- Boosts Immunity and Energy
- Anti-Aging, Improves Skin Glow
- Keeps Lifestyle Diseases Under Check Like Obesity, Diabetes, etc.

#### Alkaline\* Water Helps

- Anti-Acidic, Improve Gut Health
- Increase the pH level of your pure water from 8 to 9.5
- Smoothens Gastrointestinal Functions
- Enhances Metabolism



H<sub>2</sub> & Alkaline Tester Inside



Marketed by:  
**KENT RO SYSTEMS LTD.**  
E-6, Sector-59, Noida, U.P.-201 309, India.

For customer complaints, contact our Customer Care Officer at:  
E-6, Sector-59, Noida, U.P.-201 309, India. Call: 92-789-12345  
E-mail: [service@kent.co.in](mailto:service@kent.co.in) or visit us at [www.kent.co.in](http://www.kent.co.in)

Made in India

\*As per information published in medical journals, and on internet.

# Welcome to KENT

Dear Customer,

At the outset, allow us to thank you for your trust in KENT Nectar - Hydrogen and Alkaline water Ionizer.

We take pride in our reputation for product quality and industry proven performance. We are certain that your decision to own a KENT Nectar will go a long way towards keeping you and your family in good health. We are confident that you will be satisfied with its performance and that it will serve your need for safer and cleaner drinking water without any compromise.

This guide will help you in getting the best out of KENT Nectar.

Please go through this booklet to familiarize yourself with its operation and maintenance.

You can look forward to years of trouble free service.

In case you need any further information, contact your nearest KENT dealer or branch.

Best Wishes,

KENT RO SYSTEMS LTD.

## TABLE OF CONTENTS

Introduction .....	1
Benefits of Hydrogen Rich Water & Alkaline Water .....	1
Key features .....	1
Items in the box .....	2
Know your product.....	2
How to operate.....	3
Backwash process.....	4
Important safety instructions .....	4
Troubleshooting.....	5
Technical Specification.....	5

## INTRODUCTION

Presenting the new KENT Nectar - a new way of Wellness Water which convert pure drinking water into Hydrogen water from 500 - 1500 ppb and Alkaline water from 8 to 9.5. KENT Nectar makes pure water into Hydrogen rich and Alkaline and give Holistic Wellness.

Hydrogen - enriched water as well as alkaline water is helping people worldwide to stay healthy and young. There is enough medical research as evidence to establish the benefits and advantages of hydrogen water.

## BENEFITS OF HYDROGEN RICH WATER & ALKALINE WATER

Hydrogen Rich Water Helps	Alkaline Water Helps
Natural Antioxidant	Anti - acidic, improves gut health
Boosts Immunity & Energy	Increase the pH level of your pure water from 8 to 9.5
Anti - aging, improves skin glow	Smoothens Gastrointestinal functions
Keeps lifestyle diseases under check like Obesity, Diabetes, etc.	Enhances metabolism
Improves Uric acid & Liver functions	Immune system support, Cancer resistance
Improves cholesterol level	Helps in Acid reflux
Improvement of autoimmune disorders, hypersensitive disorder	Helps in Weight loss
Improve general malaise	Good for Bone health
Reduction of Free radicals and diseases caused by Free radicals	Extra Hydrating

**Disclaimer :** The benefit claims mentioned are based on published information, media, and Internet sources. It's advisable to consult your doctor before using the water. KENT is not responsible for any of the claims.

## KEY FEATURES

- **Advanced Electrolysis Technology:** Uses this cutting - edge electrolysis to efficiently dissolve Hydrogen into water.
- **User - Friendly Design:** With a simple interface just fill the pure KENT RO Water and get H<sub>2</sub> & Alkaline water by press of button.
- **Compact and Portable:** Perfect for home use and can be kept at any place of choice.

## ITEMS IN THE BOX


KENT Nectar	: 1N
Drip Tray	: 1N
Drip Tray Cover	: 1N
Water Tank	: 1N
Tank Lid	: 1N
Adapter	: 1N
Power Cord	: 1N
H <sub>2</sub> & Alkaline Water Tester	: 1N
User Manual	: 1N




## KNOW YOUR PRODUCT



## HOW TO OPERATE

1. Connect the plug and switch on the power supply.
2. Take out the water tank lid and pour the RO purified water in the tank and place the lid back on.
3. Select the levels of H2 enrichment and level of Alkaline water as required. KENT Nectar is set at default P3 setting.
4. Press the level button and choose from the program P1, P2, or P3 to adjust the Hydrogen concentration in water according to the table below.
5. Touch the delivery button and get enriched water of choice.
6. Hydrogen rich water is produced through Electrolysis Ionization Technology and directly dispenses in the glass, without using any chemicals.



Button Input and Front DECO light Indication			
Input Button	 pH Level	 H <sub>2</sub> /Alkaline	 Normal Water
Button Description	Select Level 1, 2, 3	Hydrogen water/ Alkaline water	Deliverse normal water
Front DECO Light	Blue Light Lit	Purple Light Flashing	Blue Light Flashing
Button Input Note	There will be a buzzer sound, when press the button, buzzer sound On/ button input detection time -> 120ms		

Display Division						
Display	Alkaline (pH)		H2 (PPM)	Alkaline Water Out Light	BACKWASH Light	No Water Light
Explanation	Phase	Step-by-step pH Display	Step-by-step Hydrogen concentration display	Alkaline water at the time of water out - light ON	Cleaning Function On when selected (Auto Off after 30 seconds)	At the time of water discharge operation water flow for 5 seconds. If there is no detection, On (Water withdrawal operation off)
	1	P1	0.6			
	2	P2	0.8			
	3	P3	1.0			
	Normal & No water error	0.0	0.0			

## BACKWASH PROCESS

After every 10 - 15 days the machine must be backwashed

- Ensure the water tank is full
- Backwash will take aprox. 30 sec and will consume 1L water
- Place the empty container beneath the dispensing nozzle to collect the backwash water
- Press Alkaline and Normal Water button together for 3 sec
- The machine will automatically go into Backwash mode
- The Deco will flash Red light indicator during this process
- The machine will automatically come back to ready to use normal function, into default mode



## IMPORTANT SAFETY INSTRUCTIONS

1. If the supply cord is damaged, it must be replaced by the original part in order to avoid hazard.
2. Children should be supervised to ensure that they do not play with the appliance.
3. This appliance is not intended for use by persons (including children) with reduced physical, sensory or mental capabilities, or lack of experience and knowledge, unless they have been given supervision or instruction concerning use of the appliance by a person responsible for their safety.

## TROUBLESHOOTING

### No Water LED on

- If No Water light is on, shut off the power supply
- Fill the water in tank and then switch on the power
- Then press the normal water button until water comes out from the nozzle

**No Bubbles in water:** Call the Service Technician

**Touch Screen not working:** Call the Service Technician

**Disclaimer :** The benefit claims mentioned are based on published information, media, and Internet sources. It's advisable to consult your doctor before using the water. KENT is not responsible for any of the claims.



## TECHNICAL SPECIFICATION

<b>Product</b>	<b>KENT Nectar</b>
Product Code	111161
Net Weight	4.0 kg
Water Tank Capacity	2.0 L
Hydrogen Level (PPb/1L)	500 - 1500
Input Power Supply	Single Phase 230V AC, 50 Hz
Power Consumption	50 W
Dimensions (in mm)	350(L) x 150(W) x 350(H)

## WARRANTY CARD

Product: **KENT Nectar**

Product Code: 111161

Serial No.: ..... Dealer Stamp: .....

### Customer Details:

Customer's Name: .....

Customer's Address: .....

Customer's Phone No.: .....

### Warranty Details:

Invoice Date: ..... Invoice No.: .....



Marketed by:  
**KENT RO SYSTEMS LTD.**  
 E-6, Sector-59, Noida, U.P.-201 309, India.

## TERMS & CONDITIONS OF WARRANTY

KENT warrants all new products manufactured by it to be free from defects in material and workmanship under normal usage and service from the date of purchase as under:

1. The Warranty period commences from the date of purchase by the first end - user. During this Warranty period of one year, KENT or its Authorised Service Provider (ASP) will replace or repair any part of KENT Nectar, that in the opinion of KENT or its ASP, would be defective in operation due to faulty material or workmanship (i.e. manufacturing defects) with the exception of consumables.
2. The product's plastic body is not covered under Warranty and hence, it must be handled with care to guard against breakage.
3. The original purchaser of the unit can avail services under Warranty at the point of sale by producing the damaged part(s) along with the original invoice.
4. This Warranty is void if the unit is not operated under normal conditions or according to the instructions given in the manual.
5. Product returned to KENT or its ASP for Warranty examination must be shipped freight prepaid.
6. KENT or its ASP shall not be held liable for claims exceeding the cost of repair of the defects in workmanship.
7. This Warranty Agreement shall not be interpreted to render KENT or its ASP liable for injuries or damages of any kind - direct, consequential or contingent to persons or property.
8. KENT or its ASP shall not be held responsible by representative or buyer for failure to abide by any of the obligations of this Warranty Agreement, if such failures are the result of circumstances of Forces Majeure such as (but not limited to), floods, earthquakes, transportation strikes, labour disputes with outside suppliers or any other conditions beyond the control of KENT or its ASP.
9. KENT or its ASP shall not be held liable for repair or alterations made without prior written approval for product failures resulting from the lack of proper maintenance.
10. This Warranty Agreement excludes all products/ component parts or damage to any part of this KENT Nectar which in the opinion of KENT or its ASP have been subjected to misuse; misapplication; negligence; alteration; accident or operation contrary to our instructions. Incompatibility with accessories not installed by KENT or its ASP, or that have been repaired with component parts other than those manufactured by or obtained from KENT or its ASP. Damage caused by freezing, flood, fire or Act of God is not covered by this Warranty. In all such cases, regular charges will apply. This limited Warranty does not include service to diagnose a claimed malfunction in this unit.
11. KENT reserves the right to alter or improve design and specifications at any time, without any contingent obligations to prospective buyers or owners of the products previously sold.
12. Any disagreements and obligations based upon the purchase of KENT products and thereby imposed on KENT or its ASP shall be governed by and construed according to the laws of INDIA and subject to the jurisdiction of Delhi Courts only.
13. KENT or its ASP assumes No Warranty liability in connection with this KENT Nectar other than that specified herein. This Warranty is in lieu of all other warranties, expressed or implied, including warranties of fitness for a particular purpose. KENT or its ASP does not authorise any person or representative to assume for them any other obligations on the sale of this KENT Nectar.
14. Under no circumstances, the liability of KENT or its ASP shall exceed the value of the product.
15. Under no circumstances are the terms mentioned above negotiable and no employee of KENT or its ASP has the authority to supersede them.