



HOUSE of PURITY



Imported & Marketed By:

**KENT RO SYSTEMS LTD.**

E-6, 7 & 8, Sector-59, Noida, U.P.-201 309, India.

E-mail: [sales@kent.co.in](mailto:sales@kent.co.in)

**For customer complaints, contact our Customer Care Officer at:**

E-6, 7 & 8, Sector-59, Noida, U.P.-201 309, India.

Call: 92-789-12345

E-mail: [service@kent.co.in](mailto:service@kent.co.in) or visit us at [www.kent.co.in](http://www.kent.co.in)

Made in People's Republic of China

# KENT HOT POT

Water Boiler with Storage & Dispenser



HOUSE of PURITY

## Instruction Manual



Boils & stores  
hot water



Reboil  
function



Overheating  
protection



Clear water  
level gauge



SS inner pot  
& outer body

4 L  
boiled water  
available on  
demand



- Must for every kitchen
- Boiled water for cooking & making beverages

# Welcome to KENT

Dear Customer,

Congratulations on your purchase and welcome to KENT!

At the outset, allow us to thank you for your trust in KENT Smart Chef Appliances. At KENT, we take pride in our reputation for quality products and industry proven performance. We are certain that you will be more than satisfied with the performance of KENT Hot Pot and that it will serve you and your family's need without any compromise.

This guide will help you in getting the best out of your appliance. Please go through the booklet to familiarize yourself with the operation and maintenance.

With its robust build and high quality, you can look forward to years of trouble-free service.

In case you require any further information, please contact your nearest KENT dealer or branch.

Bon Appétit!

**KENT RO Systems Ltd.**

## TABLE OF CONTENTS

1. Introduction .....	1
2. Features of KENT Hot Pot .....	1
3. Know Your Product .....	2
4. How to Use.....	3
5. Using KENT Hot Pot .....	4
6. How to Operate .....	5
7. Cleaning and Maintenance .....	5
8. Technical Specifications .....	6

## INTRODUCTION

We, at KENT have always believed that a clean and healthy life is the right of every individual. This conviction is what made us embark on the journey to develop innovative solutions for purifying the water we drink, vegetables and fruits we eat, the homes we live in and the air we breathe.


Our use of innovative technology, supported by a competent service network, has enabled us to create a brand, which has become synonymous to well-being. Continuing with the tradition, we now present the all new KENT Hot Pot, a modern day appliance for boiling & storing water.

A smart choice for heating water in a jiffy and keeping it warm continuously. Its unique 'Reboil Function' helps in keeping the already boiled water warm for an extended time. Made of stainless steel, it's a safe and durable product for daily use. Built for ultimate safety, its auto shut-off feature automatically cuts the power supply for protection against overheating. An extra-large capacity of 4 L allows you to boil water for a large group of people all at once, making it a convenient and time-saver product.

## FEATURES OF KENT HOT POT

1. Water Boiler with a 4 L capacity
2. Water Boiler with a power of 750 W
3. Super fast boiling
4. Stainless Steel inner pot & outer body
5. Elegant cool-touch plastic exterior for safe handling
6. Reboil function
7. Overheating protection
8. Clear water level gauge

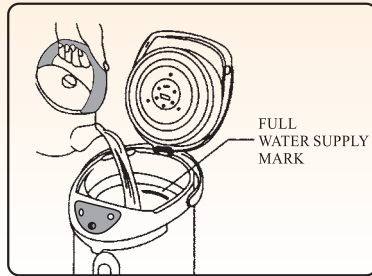
## KNOW YOUR PRODUCT



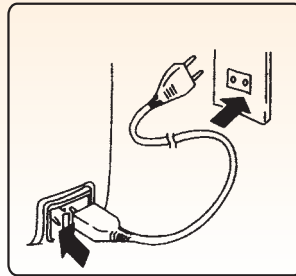
## HOW TO USE

On first usage fill water till full water mark and boil according to the instructions below:

- You may notice a smell of plastic the first time you use the dispenser. This is normal and will fade over time.



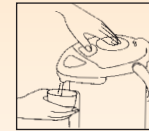
Pouring In Water



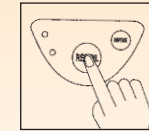
Connect

### Caution

- Do not pour in water above the full water supply mark (if you do, hot water will overflow).
- Do not get bottom of this pot wet.
- Always close the lid securely.
- Do not plug in when the inner container is empty.
- When you plug in, the 'BOIL' lamp lights Up.
- When the boiling is completed, the 'KEEP WARM' lamp lights up.
- Time required for boiling is about 26.5 minutes. (Timing is different according to regions)

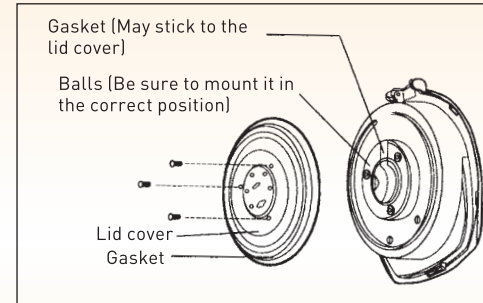


Pour water  
with air pump



### Reboiling

Time required for reboiling is 2-3 minutes  
(when the water is up to the maximum supply  
mark and the room temperature is 20°C)



### Silicon gasket of the upper lid

If the gaskets lose their pliancy, or for any other reason steam escapes from between the container and the lid, replace them.

## USING KENT HOT POT

- Remove any stickers that might prevent from operating the unit.
- Check the unit for damages. Do not use in case of any damage.
- Before switching on the appliance, make sure that your home's main voltage corresponds to the unit's operating voltage.
- Clean the parts of KENT Hot Pot before using the appliance for the first time (see 'Cleaning & Maintenance' section).
- You may notice a smell of plastic the first time you use the dispenser. This is normal and will fade over time.
- Make sure all parts are completely dry before you start using the appliance.
- Fill the Pot with normal water to the maximum fill mark. Do not overfill.

## HOW TO OPERATE

- Fill the Pot with normal water to the desired level and close the lid. Do not overfill. To prevent dry-boiling, please fill at least 250 ml or one cup.
- Plug in and switch on the Pot.
- The water will start boiling in some time. Do not open the lid while water is boiling.
- Be careful of the steam coming out from the steam vent. Do not place anything over steam vent.
- If boiled water is not required immediately, you may leave the Pot and turn it off. It shall store the hot water for later use.
- Always ensure to turn off the Pot after use.

## CLEANING & MAINTENANCE

- Unplug the Pot before cleaning it.
- Exhaust the remaining hot water and let the pot cool off before cleaning it.
- **Body and lid**-Clean the body with a damp, well-squeezed cloth. Do not use benzene, paint thinner. Do not wet the body or the lid or soak them into water
- **Inner Container**-Wash with a sponge. Do not use scouring powder. Do not let the water overflow. If the sponge cleaning can not get inner container clean:
  1. Fill the container with water and the juice of one or two lemons or citric acid, boil the water, and let the pot hold warm for about an hour.
  2. Rub with a nylon scrub brush and rinse well. These are reddish stain spot caused by the action of substance in the water, it is not discoloration or corrosive of the inner container itself and is not harmful. Careful washing prevents grime and discoloration.

## WARRANTY CARD

**Product:** KENT Hot Pot

**Product Code:** 16119

**Date of Purchase:** ..... **Dealer Stamp:** .....

### Customer Details:

Customer's Name: .....

Customer's Address: .....

Customer's Phone No.: .....

### Warranty Details:

Invoice Date:..... Invoice No.: .....



Marketed by: KENT RO SYSTEMS LTD.

E-6, 7 & 8, Sector-59, Noida, U.P.-201 309, India

E-mail: service@kent.co.in | Website: www.kent.co.in | Customer Care: 92-789-12345

## TERMS & CONDITIONS OF WARRANTY

KENT warrants all products manufactured or sold by it to be free from defects in material and workmanship under normal usage and services from the date of purchase as under:

1. The Warranty period commences from the Date of Purchase by the first end-user. During this Warranty period of one year, KENT or its Authorised Service Partner (ASP) will replace or repair any part of the product that in opinion of KENT or its ASP, would be defective in operation due to faulty material or workmanship (i.e. manufacturing defects).
2. The product's plastic/glass body is not covered under warranty and hence, it must be handled with care to guard against breakage.
3. The original purchaser of the unit can avail services under Warranty at the point of sale, by producing the damaged part(s) along with the original invoice.
4. This Warranty is void if the unit is not operated under normal conditions defined in the manual.
5. Product returned to KENT or its ASP for Warranty examination must be shipped freight prepaid.
6. KENT or its ASP shall not be held liable for claims exceeding the cost of repair of the defects in workmanship.
7. This Warranty Agreement shall not be interpreted to render KENT or its ASP liable for injuries or damages of any kind-direct, consequential or contingent to persons or property.
8. KENT or its ASP shall not be held responsible by representative or buyer for failure to abide by any of the obligations of this Warranty Agreement if such failures are the result of circumstances of Forces Majeures: such as, but not limited to, floods, earthquakes, transportation strikes, labour disputes with outside suppliers or any other

conditions beyond the control of KENT or its ASP.

9. KENT or its ASP shall not be held liable for repair or alterations made without prior written approval.
10. This Warranty Agreement excludes all products/ component parts or damage to any part which, in the opinion of KENT or its ASP, have been subjected to misuse; misapplication; negligence; alteration; accident or operation contrary to our instructions. Damage caused by freezing, flood, fire or Act of God is not covered by this Warranty. In all such cases regular charges will apply. This limited Warranty does not include service to diagnose a claimed malfunction in this unit.
11. KENT reserves the right to alter or improve design and specifications at any time, without any contingent obligations to prospective buyers or owners of the products previously sold.
12. Any disagreements and obligations based upon the purchase of KENT products and thereby imposed on KENT or its ASP shall be governed by and construed according to the laws of INDIA and subjects to the jurisdiction of Delhi Courts only.
13. KENT or its ASP assumes no Warranty liability in connection with this product other than that specified herein. This Warranty is in lieu of all other warranties, expressed or implied, including warranties of fitness for a particular purpose. KENT or its ASP does not authorize any person or representative to assume for them any other obligations on the sale of this product.
14. Under no circumstances, the liability of KENT or its ASP shall exceed the value of the product.
15. Under no circumstances are the terms mentioned above negotiable and no employee of KENT or its ASP has the authority to supersede them.

## TECHNICAL SPECIFICATIONS

<b>Product</b>	<b>KENT Hot Pot</b>
<b>Product Code</b>	16119
<b>Capacity</b>	4 L
<b>Net Weight</b>	2.2 kg
<b>Total Power Consumption</b>	750 W
<b>Input Power Supply</b>	Single Phase 230 V AC, 50 Hz. 