

KENT NECTAR

MAKES HYDROGEN RICH WATER



Instruction Manual




MAKE PURE WATER HYDROGEN RICH + ALKALINE WATER*



Hydrogen Rich* Water Helps

-  Natural Antioxidant
-  Boosts Immunity and Energy
-  Anti-Aging, Improves Skin Glow
-  Keeps Lifestyle Diseases Under Check Like Obesity, Diabetes, etc.

Alkaline* Water Helps

-  Anti-Acidic, Improve Gut Health
-  Increase the pH level of your pure water from 8 to 9.5
-  Smoothens Gastrointestinal Functions
-  Enhances Metabolism



H₂ & Alkaline Tester Inside



Marketed by:
KENT RO SYSTEMS LTD.
E-6, Sector-59, Noida, U.P.-201 309, India.

For customer complaints, contact our Customer Care Officer at:
E-6, Sector-59, Noida, U.P.-201 309, India. Call: 92-789-12345
E-mail: service@kent.co.in or visit us at www.kent.co.in

Made in India

*As per information published in medical journals, and on internet.

Welcome to KENT

Dear Customer,

At the outset, allow us to thank you for your trust in KENT Nectar - Hydrogen and Alkaline water Ionizer.

We take pride in our reputation for product quality and industry proven performance. We are certain that your decision to own a KENT Nectar will go a long way towards keeping you and your family in good health. We are confident that you will be satisfied with its performance and that it will serve your need for safer and cleaner drinking water without any compromise.

This guide will help you in getting the best out of KENT Nectar.

Please go through this booklet to familiarize yourself with its operation and maintenance.

You can look forward to years of trouble free service.

In case you need any further information, contact your nearest KENT dealer or branch.

Best Wishes,

KENT RO SYSTEMS LTD.

TABLE OF CONTENTS

Introduction	1
Benefits of Hydrogen Rich Water & Alkaline Water	1
Key features	1
Items in the box	2
Know your product.....	2
How to operate.....	3
Backwash process.....	4
Important safety instructions	4
Troubleshooting.....	5
Technical Specification.....	5

INTRODUCTION

Presenting the new KENT Nectar - a new way of Wellness Water which convert pure drinking water into Hydrogen water from 500 - 1500 ppb and Alkaline water from 8 to 9.5. KENT Nectar makes pure water into Hydrogen rich and Alkaline and give Holistic Wellness.

Hydrogen - enriched water as well as alkaline water is helping people worldwide to stay healthy and young. There is enough medical research as evidence to establish the benefits and advantages of hydrogen water.

BENEFITS OF HYDROGEN RICH WATER & ALKALINE WATER

Hydrogen Rich Water Helps	Alkaline Water Helps
Natural Antioxidant	Anti - acidic, improves gut health
Boosts Immunity & Energy	Increase the pH level of your pure water from 8 to 9.5
Anti - aging, improves skin glow	Smoothens Gastrointestinal functions
Keeps lifestyle diseases under check like Obesity, Diabetes, etc.	Enhances metabolism
Improves Uric acid & Liver functions	Immune system support, Cancer resistance
Improves cholesterol level	Helps in Acid reflux
Improvement of autoimmune disorders, hypersensitive disorder	Helps in Weight loss
Improve general malaise	Good for Bone health
Reduction of Free radicals and diseases caused by Free radicals	Extra Hydrating

Disclaimer : The benefit claims mentioned are based on published information, media, and Internet sources. It's advisable to consult your doctor before using the water. KENT is not responsible for any of the claims.

KEY FEATURES

- **Advanced Electrolysis Technology:** Uses this cutting - edge electrolysis to efficiently dissolve Hydrogen into water.
- **User - Friendly Design:** With a simple interface just fill the pure KENT RO Water and get H₂ & Alkaline water by press of button.
- **Compact and Portable:** Perfect for home use and can be kept at any place of choice.

ITEMS IN THE BOX

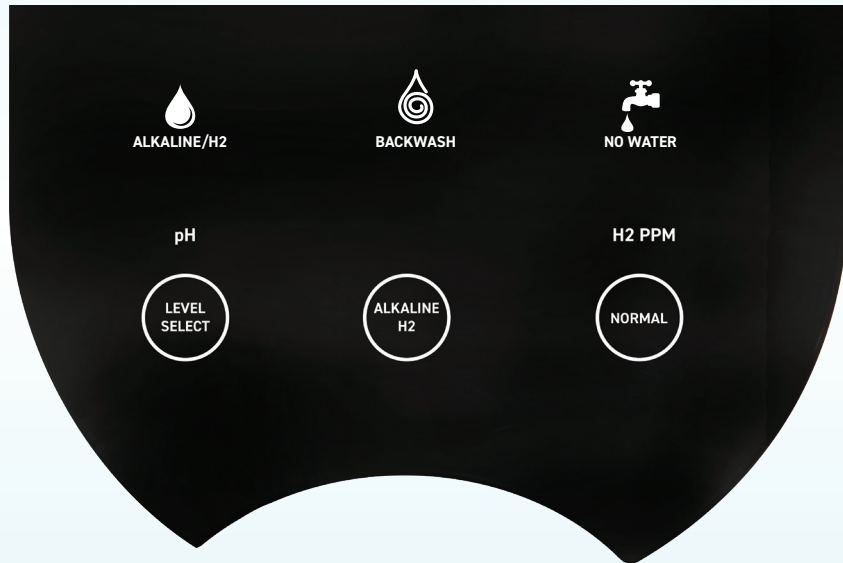
KENT Nectar	: 1N
Drip Tray	: 1N
Drip Tray Cover	: 1N
Water Tank	: 1N
Tank Lid	: 1N
Adapter	: 1N
Power Cord	: 1N
H ₂ & Alkaline Water Tester	: 1N
User Manual	: 1N




KNOW YOUR PRODUCT



HOW TO OPERATE

1. Connect the plug and switch on the power supply.
2. Take out the water tank lid and pour the RO purified water in the tank and place the lid back on.
3. Select the levels of H2 enrichment and level of Alkaline water as required. KENT Nectar is set at default P3 setting.
4. Press the level button and choose from the program P1, P2, or P3 to adjust the Hydrogen concentration in water according to the table below.
5. Touch the delivery button and get enriched water of choice.
6. Hydrogen rich water is produced through Electrolysis Ionization Technology and directly dispenses in the glass, without using any chemicals.



Button Input and Front DECO light Indication			
Input Button	 pH Level	 H ₂ /Alkaline	 Normal Water
Button Description	Select Level 1, 2, 3	Hydrogen water/ Alkaline water	Deliverse normal water
Front DECO Light	Blue Light Lit	Purple Light Flashing	Blue Light Flashing
Button Input Note	There will be a buzzer sound, when press the button, buzzer sound On/ button input detection time -> 120ms		

Display Division						
Display	Alkaline (pH)		H2 (PPM)	Alkaline Water Out Light	BACKWASH Light	No Water Light
Explanation	Phase	Step-by-step pH Display	Step-by-step Hydrogen concentration display	Alkaline water at the time of water out - light ON	Cleaning Function On when selected (Auto Off after 30 seconds)	At the time of water discharge operation water flow for 5 seconds. If there is no detection, On (Water withdrawal operation off)
	1	P1	0.6			
	2	P2	0.8			
	3	P3	1.0			
	Normal & No water error	0.0	0.0			

BACKWASH PROCESS

After every 10 - 15 days the machine must be backwashed

- Ensure the water tank is full
- Backwash will take aprox. 30 sec and will consume 1L water
- Place the empty container beneath the dispensing nozzle to collect the backwash water
- Press Alkaline and Normal Water button together for 3 sec
- The machine will automatically go into Backwash mode
- The Deco will flash Red light indicator during this process
- The machine will automatically come back to ready to use normal function, into default mode



IMPORTANT SAFETY INSTRUCTIONS

1. If the supply cord is damaged, it must be replaced by the original part in order to avoid hazard.
2. Children should be supervised to ensure that they do not play with the appliance.
3. This appliance is not intended for use by persons (including children) with reduced physical, sensory or mental capabilities, or lack of experience and knowledge, unless they have been given supervision or instruction concerning use of the appliance by a person responsible for their safety.

TROUBLESHOOTING

No Water LED on

- If No Water light is on, shut off the power supply
- Fill the water in tank and then switch on the power
- Then press the normal water button until water comes out from the nozzle



No Bubbles in water: Call the Service Technician

Touch Screen not working: Call the Service Technician

Disclaimer : The benefit claims mentioned are based on published information, media, and Internet sources. It's advisable to consult your doctor before using the water. KENT is not responsible for any of the claims.

TECHNICAL SPECIFICATION

Product	KENT Nectar
Product Code	111161
Net Weight	4.0 kg
Water Tank Capacity	2.0 L
Hydrogen Level (PPb/1L)	500 - 1500
Input Power Supply	Single Phase 230V AC, 50 Hz
Power Consumption	50 W
Dimensions (in mm)	350(L) x 150(W) x 350(H)

Note: KENT RO Systems Limited is registered under the Plastic Waste Management (PWM) Rules, 2022 with EPR authorization No. BO-29-UTT-04-AADCK0743L-23 (Brand Owner) & IM-20-000-09-AADCK0743L-23 (Importer) for Category-II plastic packaging (thickness above 50 microns).